

Signify Classified - Internal
Cooper Lighting Solutions Photometric Lab
1121 Highway 74 South
Peachtree City, GA 30269



Scaled data based on original data using
LM-79-08 Approved Method: Electrical and Photometric Measurements of Solid-
State Lighting Products

Test Report Prepared for
Cooper Lighting Solutions
(formerly Eaton)

Brand: INVUE

Report Number: P869024

Luminaire Tested: **EMM2-HSN-SA3A-730-U-T4W**

Issue Date: 08/22/2024



Test Information

Test Method: LM-79-08
Report Number: P869024
Test Lab: INNOVATION CENTER(G3)
Issue Date: 08/22/2024
Manufacturer: COOPER LIGHTING SOLUTIONS (FORMERLY EATON)
Product Line: INVUE
Catalog Number: EMM2-HSN-SA3A-730-U-T4W
Description: EPIC MODERN SHORT HOUSING DISCRETE LED ARRAYS 130W 70CRI 3000K
FITXURE w/ TYPE IV WIDE DISTRIBUTION OPTIC
Light Source: (30) 3000K CCT, 70 CRI LEDS
Ballast/Driver: ELECTRONIC DRIVER

Summary

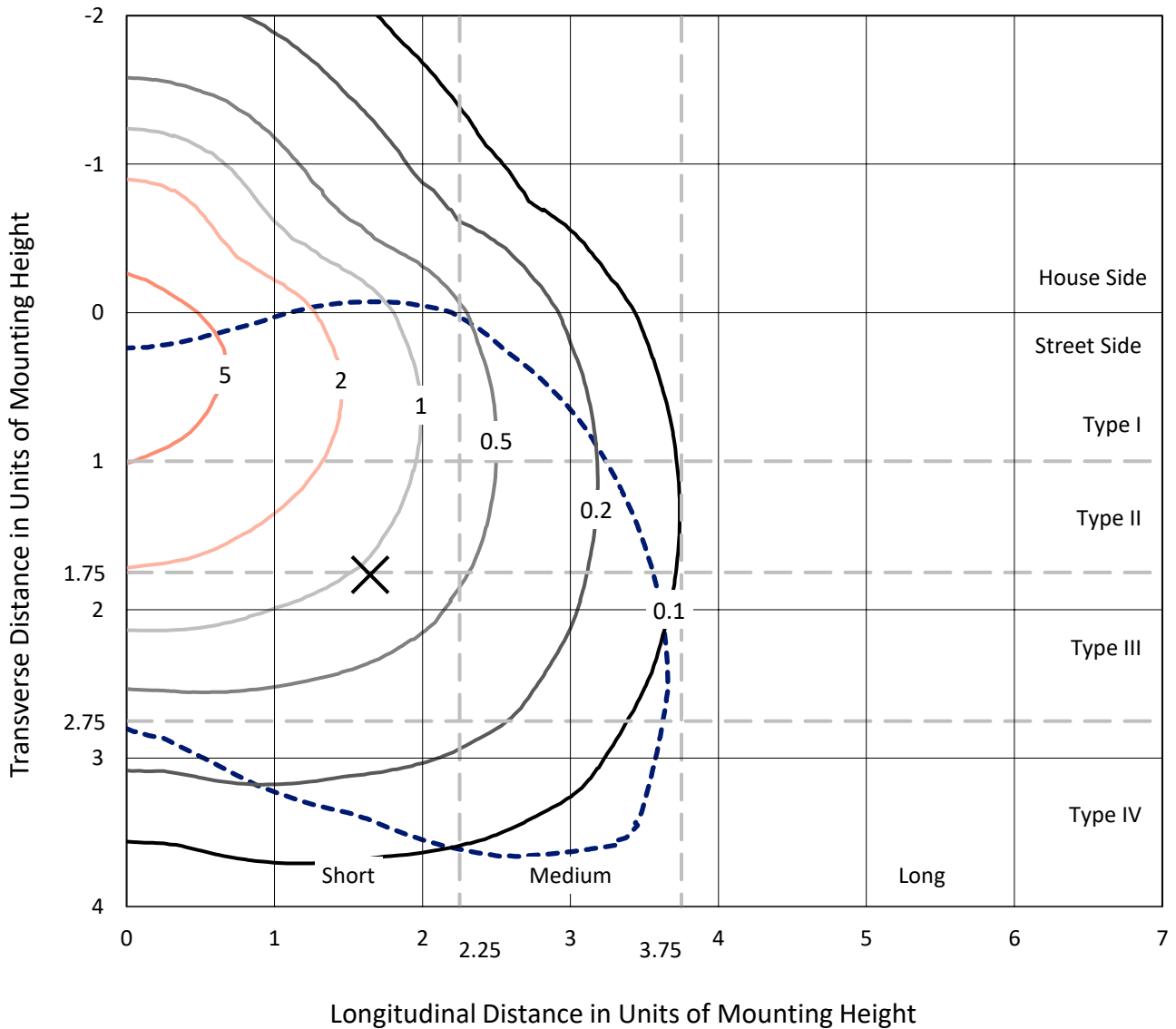
Lumens per Lamp: N/A
Luminaire Lumens: 15685.5 lumens
Efficiency: N/A
Efficacy: 138.8 lumens/watt
Luminous Opening: Rectangular (W 1' x L: 0.33' x H: 0')
IES Classification: Type IV - Short
BUG Rating: B3 - U0 - G3

Input Watts (W): 113
Input Voltage (V): 120
Input Current (A_{in}): NR
Voltage Rise (V): NR
Power Factor: 0.99
Total Harmonic Distortion (THDi): 7.77%
Frequency (hertz): 60
Stabilization Time: NR
Operation Time: NR
Ambient Temperature (°C): NR
Test Distance: 24 FT

REPORT NUMBER: P869024
 CATALOG NUMBER: EMM2-HSN-SA3A-730-U-T4W

Iso-Footcandle Lines of Horizontal Illumination

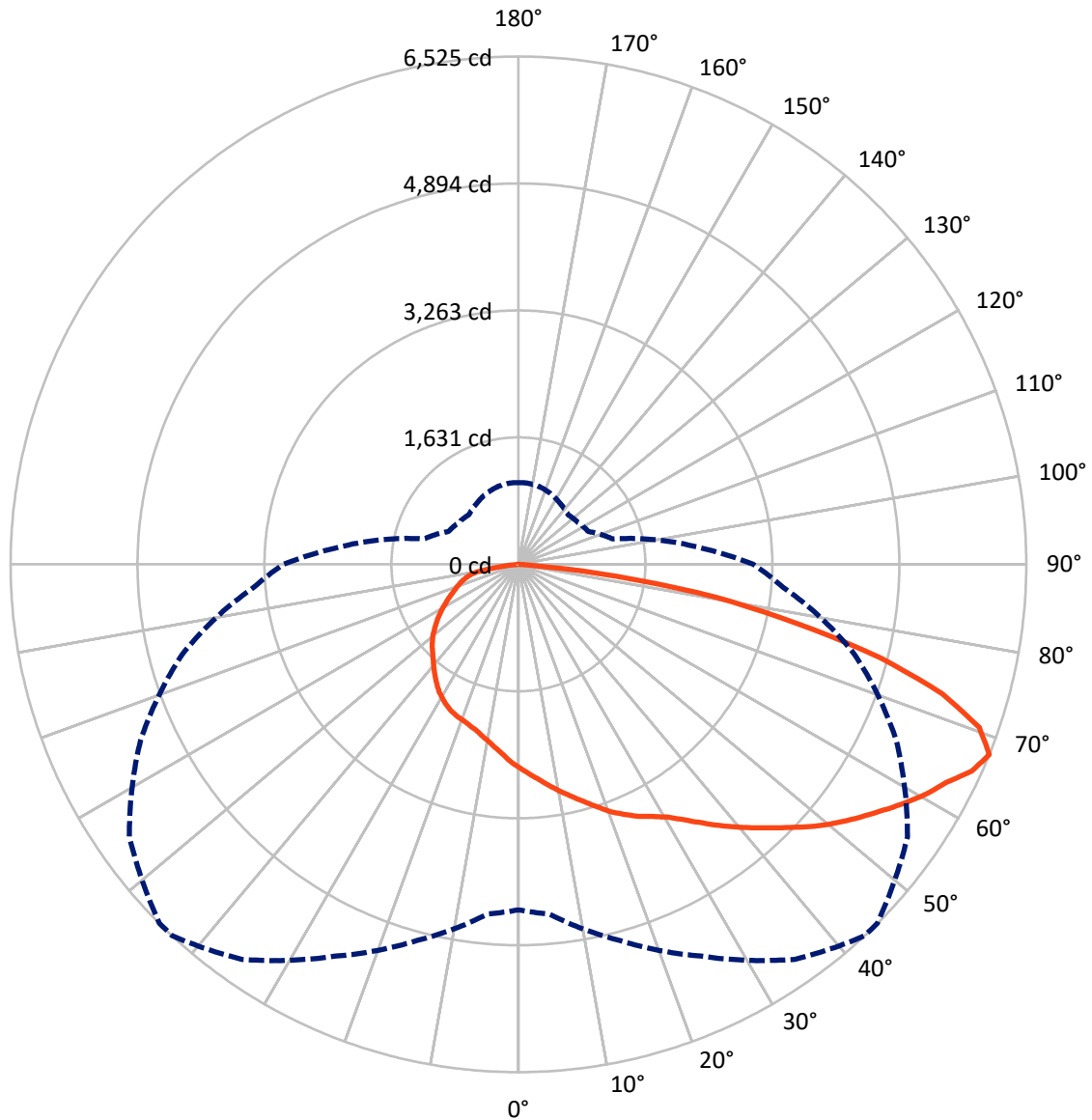
✕ Max cd
 - - - 1/2 Max cd



Based on 20 foot mounting height. Maximum calculated value = 7.5 fc
 Type IV - Short - N/A

REPORT NUMBER: P869024
CATALOG NUMBER: EMM2-HSN-SA3A-730-U-T4W

Luminous Intensity Polar Plot



— Vertical Plane Through 43-Deg Lateral - - - Horizontal Cone Through 67.5-Deg Vertical

REPORT NUMBER: P869024
 CATALOG NUMBER: EMM2-HSN-SA3A-730-U-T4W

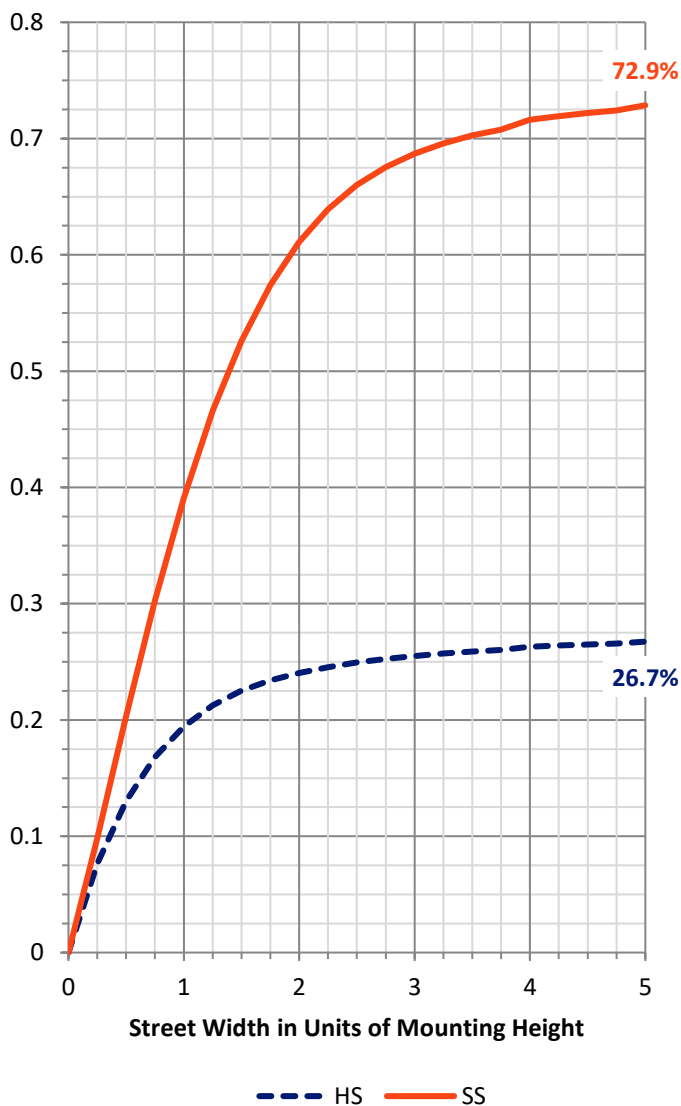
FLUX DISTRIBUTION:

		Downward	Upward	Total
House Side	Lumens	4219.5	0.0	4219.5
	% Fixture	26.9	0.0	26.9
Street Side	Lumens	11466.1	0.0	11466.1
	% Fixture	73.1	0.0	73.1
Total	Lumens	15685.5	0.0	15685.5
	% Fixture	100.0	0.0	100.0

ZONAL LUMENS:

Zone	Lumens	% Fixture
0°-10°	250.6	1.6
10°-20°	765.2	4.9
20°-30°	1305.6	8.3
30°-40°	1904.2	12.1
40°-50°	2558.1	16.3
50°-60°	3131.6	20.0
60°-70°	3295.7	21.0
70°-80°	2151.7	13.7
80°-90°	322.8	2.1
90°-100°	0.0	0.0
100°-110°	0.0	0.0
110°-120°	0.0	0.0
120°-130°	0.0	0.0
130°-140°	0.0	0.0
140°-150°	0.0	0.0
150°-160°	0.0	0.0
160°-170°	0.0	0.0
170°-180°	0.0	0.0
0°-90°	15685.5	100.0
0°-180°	15685.5	100.0

Coefficient of Utilization



REPORT NUMBER: P869024

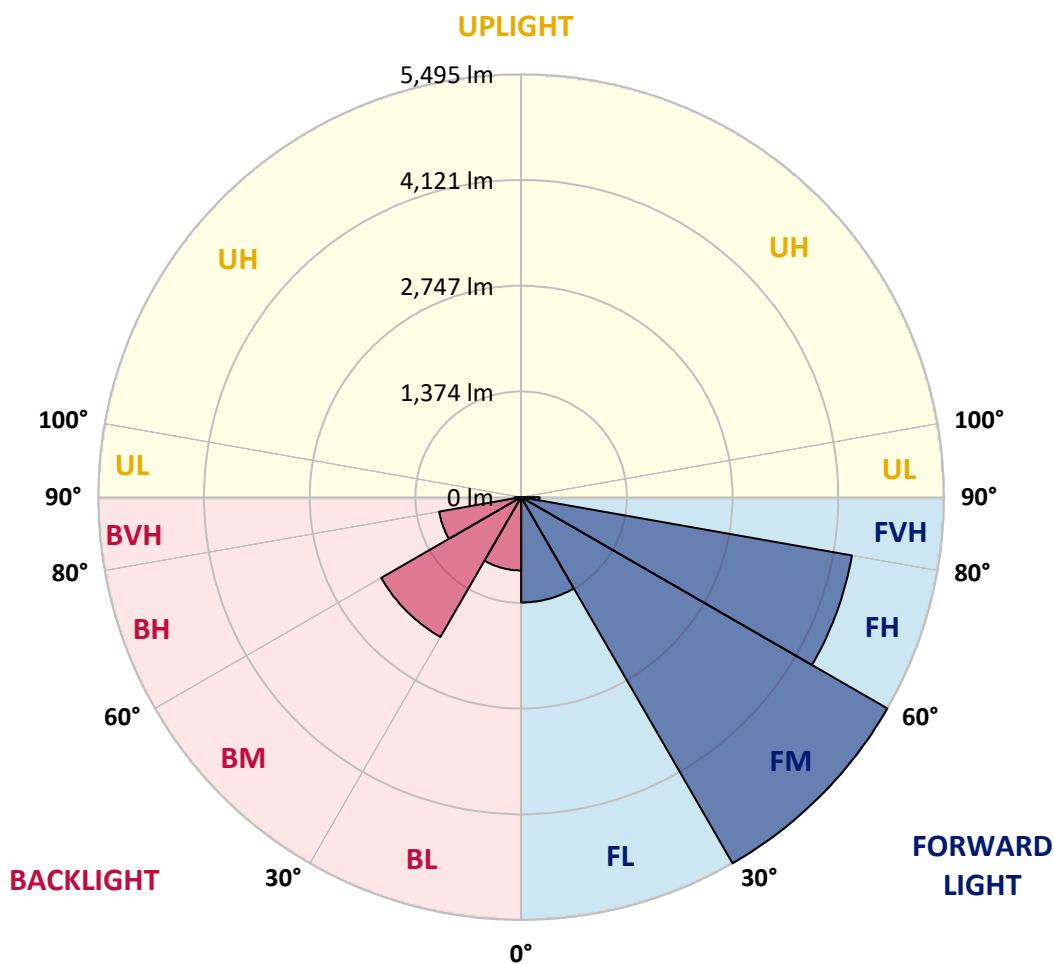
CATALOG NUMBER: EMM2-HSN-SA3A-730-U-T4W

LUMINAIRE CLASSIFICATION SYSTEM LUMEN TABLE AND BUG RATING:

Zone		Lumens	% Fixture	Zone Rating/Lumen Limit		
				B	U	G
FL	(0°-30°)	1368.9	8.7			
FM	(30°-60°)	5494.5	35.0			
FH	(60°-80°)	4364.5	27.8			G2/5000
FVH	(80°-90°)	238.1	1.5			G3/500
BL	(0°-30°)	952.6	6.1	B2/1000		
BM	(30°-60°)	2099.4	13.4	B2/2500		
BH	(60°-80°)	1082.9	6.9	B3/2500		G3/2500
BVH	(80°-90°)	84.6	0.5			G1/100
UL	(90°-100°)	0.0	0.0		U0/0	
UH	(100°-180°)	0.0	0.0		U0/0	

BUG Rating: B3-U0-G3

Type IV Short





REPORT NUMBER: P869024

CATALOG NUMBER: EMM2-HSN-SA3A-730-U-T4W

CANDELA DISTRIBUTION (FULL):

	0°	5°	15°	25°	35°	43°	45°	55°	65°	75°	85°
0°	2618.4	2618.4	2618.4	2618.4	2618.4	2618.4	2618.4	2618.4	2618.4	2618.4	2618.4
2.5°	2739.0	2735.8	2726.3	2719.9	2700.9	2697.7	2697.7	2678.7	2656.5	2643.8	2631.1
5°	2862.8	2846.9	2840.6	2827.9	2796.1	2777.1	2783.4	2748.5	2704.1	2672.3	2637.4
7.5°	2973.9	2967.5	2945.3	2929.4	2891.3	2872.3	2865.9	2812.0	2754.9	2707.3	2650.1
10°	3107.2	3091.3	3078.6	3046.8	2996.1	2967.5	2958.0	2888.2	2815.2	2751.7	2675.5
12.5°	3227.8	3208.7	3192.8	3161.1	3110.3	3062.7	3050.0	2970.7	2878.6	2792.9	2697.7
15°	3319.8	3323.0	3307.1	3278.5	3221.4	3164.3	3154.8	3050.0	2938.9	2834.2	2719.9
17.5°	3405.5	3418.2	3408.7	3389.6	3332.5	3275.4	3265.8	3148.4	3015.1	2881.8	2745.3
20°	3488.0	3488.0	3484.8	3472.1	3430.9	3392.8	3373.8	3256.3	3088.1	2932.6	2780.3
22.5°	3535.6	3548.3	3548.3	3548.3	3522.9	3491.2	3484.8	3370.6	3186.5	2996.1	2812.0
25°	3608.6	3624.5	3624.5	3618.1	3595.9	3586.4	3576.9	3469.0	3281.7	3069.1	2846.9
27.5°	3764.1	3761.0	3735.6	3703.8	3672.1	3668.9	3656.2	3580.0	3392.8	3148.4	2894.5
30°	3979.9	3986.3	3954.6	3856.2	3783.2	3767.3	3770.5	3703.8	3522.9	3240.5	2948.5
32.5°	4310.0	4310.0	4186.2	4059.3	3954.6	3913.3	3903.8	3846.6	3656.2	3342.0	3008.8
35°	4557.6	4548.1	4478.2	4329.1	4198.9	4081.5	4065.6	3989.5	3805.4	3456.3	3075.4
37.5°	4744.8	4763.9	4709.9	4595.7	4468.7	4265.6	4233.9	4125.9	3941.9	3567.4	3142.1
40°	5106.6	5059.0	4928.9	4824.2	4671.8	4446.5	4417.9	4284.6	4081.5	3691.1	3224.6
42.5°	5370.1	5303.4	5154.3	5014.6	4824.2	4627.4	4602.0	4456.0	4243.4	3830.8	3310.3
45°	5747.8	5598.6	5392.3	5268.5	4998.7	4824.2	4792.4	4633.8	4411.6	3979.9	3418.2
47.5°	6112.7	5852.5	5633.5	5576.4	5189.2	5036.8	5011.4	4827.4	4592.5	4141.8	3522.9
50°	6065.1	5893.7	5820.8	5766.8	5354.2	5236.8	5211.4	5024.1	4776.6	4313.2	3627.7
52.5°	5944.5	5960.4	5963.6	5833.4	5509.7	5424.0	5398.6	5236.8	4967.0	4462.4	3729.2
55°	6071.5	6090.5	6087.4	5890.6	5690.6	5611.3	5595.4	5452.6	5151.1	4602.0	3802.2
57.5°	6265.1	6201.6	6192.1	6033.4	5884.2	5811.2	5792.2	5668.4	5306.6	4703.6	3859.3
60°	6300.0	6173.0	6214.3	6065.1	6030.2	6008.0	6001.7	5855.7	5452.6	4786.1	3881.6
62.5°	5909.6	5887.4	6049.3	5989.0	6106.4	6169.9	6173.0	5989.0	5531.9	4817.8	3859.3
65°	5243.1	5332.0	5681.1	5855.7	6220.7	6401.6	6395.2	6068.3	5522.4	4725.8	3722.9
67.5°	4440.1	4510.0	5001.9	5554.2	6195.3	6525.3	6522.2	6103.2	5357.4	4471.9	3415.0
70°	3367.4	3586.4	4284.6	5011.4	5852.5	6281.0	6334.9	5906.4	4979.7	4008.5	2948.5
72.5°	2561.3	2596.2	3440.4	4202.1	5239.9	5700.1	5690.6	5278.0	4348.1	3376.9	2456.5
75°	1818.6	1894.8	2589.8	3256.3	4294.2	4805.1	4782.9	4329.1	3469.0	2627.9	1878.9
77.5°	1355.2	1383.8	1894.8	2415.3	3211.9	3672.1	3662.6	3199.2	2551.7	1929.7	1399.6
80°	990.2	1037.8	1364.7	1685.3	2177.2	2574.0	2561.3	2123.3	1637.7	1348.9	1022.0
82.5°	555.4	590.3	793.5	1018.8	1148.9	1272.7	1218.7	1018.8	745.8	580.8	501.5
85°	15.9	19.0	28.6	34.9	60.3	101.6	111.1	98.4	117.4	73.0	79.3
87.5°	6.3	6.3	6.3	6.3	6.3	9.5	9.5	9.5	9.5	9.5	9.5
90°	0.0	0.0	0.0	0.0	0.0	0.0	0.0	0.0	0.0	0.0	0.0



REPORT NUMBER: P869024

CATALOG NUMBER: EMM2-HSN-SA3A-730-U-T4W

CANDELA DISTRIBUTION (continued):

	90°	95°	105°	115°	125°	135°	145°	155°	165°	175°	180°
0°	2618.4	2618.4	2618.4	2618.4	2618.4	2618.4	2618.4	2618.4	2618.4	2618.4	2618.4
2.5°	2624.7	2612.0	2586.6	2570.8	2561.3	2548.6	2529.5	2516.8	2507.3	2520.0	2516.8
5°	2621.6	2596.2	2551.7	2520.0	2488.3	2462.9	2434.3	2412.1	2399.4	2405.7	2402.6
7.5°	2621.6	2589.8	2520.0	2469.2	2421.6	2383.5	2351.8	2323.2	2310.5	2313.7	2310.5
10°	2634.3	2589.8	2497.8	2424.8	2361.3	2316.9	2282.0	2256.6	2247.1	2256.6	2259.7
12.5°	2647.0	2589.8	2478.7	2386.7	2304.2	2256.6	2224.8	2209.0	2215.3	2218.5	2221.7
15°	2653.3	2586.6	2459.7	2342.3	2250.2	2199.4	2180.4	2177.2	2193.1	2209.0	2212.1
17.5°	2669.2	2583.5	2431.1	2297.8	2202.6	2161.4	2151.8	2164.5	2196.3	2218.5	2224.8
20°	2688.2	2589.8	2399.4	2243.9	2155.0	2123.3	2139.1	2167.7	2205.8	2237.5	2243.9
22.5°	2707.3	2593.0	2370.8	2196.3	2104.2	2097.9	2132.8	2174.1	2218.5	2250.2	2256.6
25°	2729.5	2593.0	2332.7	2136.0	2053.4	2063.0	2116.9	2170.9	2212.1	2253.4	2259.7
27.5°	2751.7	2599.3	2291.5	2069.3	1990.0	2018.5	2085.2	2151.8	2196.3	2237.5	2247.1
30°	2789.8	2612.0	2256.6	2012.2	1926.5	1964.6	2043.9	2120.1	2167.7	2212.1	2221.7
32.5°	2827.9	2631.1	2228.0	1951.9	1863.0	1907.5	1996.3	2082.0	2132.8	2174.1	2180.4
35°	2878.6	2656.5	2205.8	1891.6	1799.5	1834.5	1929.7	2024.9	2082.0	2113.8	2129.6
37.5°	2932.6	2691.4	2186.7	1837.6	1729.7	1761.5	1863.0	1964.6	2024.9	2056.6	2063.0
40°	2999.2	2739.0	2174.1	1786.9	1663.1	1688.5	1790.0	1901.1	1958.2	1980.5	1993.1
42.5°	3072.2	2789.8	2164.5	1736.1	1590.1	1615.5	1723.4	1831.3	1888.4	1907.5	1917.0
45°	3164.3	2856.4	2158.2	1682.1	1529.8	1552.0	1659.9	1767.8	1815.4	1840.8	1850.3
47.5°	3250.0	2923.1	2139.1	1618.6	1463.1	1494.9	1593.2	1688.5	1742.4	1758.3	1767.8
50°	3335.7	2980.2	2101.1	1548.8	1402.8	1431.4	1520.3	1590.1	1631.3	1650.4	1656.7
52.5°	3418.2	3021.5	2040.8	1475.8	1339.3	1358.4	1431.4	1498.0	1526.6	1532.9	1552.0
55°	3472.1	3043.7	1955.1	1390.1	1275.9	1282.2	1336.2	1396.5	1412.3	1415.5	1415.5
57.5°	3510.2	3031.0	1853.5	1304.4	1212.4	1212.4	1244.1	1291.7	1298.1	1301.3	1307.6
60°	3516.6	2986.5	1723.4	1225.1	1142.6	1133.0	1164.8	1193.3	1196.5	1202.9	1209.2
62.5°	3469.0	2888.2	1583.7	1148.9	1075.9	1053.7	1082.3	1110.8	1126.7	1136.2	1142.6
65°	3323.0	2688.2	1425.0	1072.7	1012.4	974.4	1009.3	1056.9	1088.6	1091.8	1091.8
67.5°	3018.3	2364.5	1256.8	993.4	936.3	901.4	945.8	996.6	1034.7	1050.5	1047.4
70°	2558.1	2005.8	1101.3	910.9	860.1	837.9	885.5	942.6	974.4	987.1	993.4
72.5°	2059.8	1605.9	964.8	828.4	793.5	780.8	828.4	885.5	929.9	949.0	952.1
75°	1602.8	1263.2	850.6	742.7	714.1	717.3	768.1	825.2	872.8	882.3	853.8
77.5°	1244.1	1006.1	742.7	641.1	625.2	647.5	698.2	758.5	787.1	796.6	777.6
80°	898.2	771.2	599.8	504.6	504.6	539.5	584.0	653.8	663.3	650.6	657.0
82.5°	425.3	374.5	295.2	244.4	228.5	253.9	269.8	292.0	317.4	323.7	307.9
85°	57.1	38.1	28.6	31.7	28.6	19.0	12.7	12.7	12.7	9.5	9.5
87.5°	9.5	9.5	6.3	6.3	6.3	6.3	6.3	6.3	3.2	3.2	3.2
90°	0.0	0.0	0.0	0.0	0.0	0.0	0.0	0.0	0.0	0.0	0.0

LM-79-2019: Approved Method: Electrical and Photometric Measurements of Solid-State Lighting Products

Report Prepared for

Cooper Lighting Solutions

Streetworks

Report Number: SP1-2407-157-4

Test Date: 08/07/2024

Luminaire Tested: MEM2-HTN-SA-40-730-U-5WQ-2

Data in this report applies to families of products including MEM2-HTN-SA-40-730-U-5WQ-2

Test Information

Test Method: LM-79-2019
 Report Number: SP1-2407-157-4
 Test Lab: COOPER LIGHTING SOLUTIONS
 Photometer: SP1 - 76IN SPHERE
 Measurement Geometry: 4π
 Issue Date: 08/20/2024
 Manufacturer: COOPER LIGHTING SOLUTIONS
 Product Line: Streetworks
 Catalog Number: **MEM2-HTN-SA-40-730-U-5WQ-2**
 Description: Epic Modern Light Square 40W 5WQ Optic and Flare Trim

Spectral Parameters

CCT (K): 3057
 CIE u': 0.2487
 CIE v': 0.5199
 Duv: -0.0002
 CIE x: 0.4326
 CIE y: 0.4020
 CIE z: 0.1654
 Peak Wavelength (nm): 593
 Dominant Wavelength (nm): 582
 Purity: 50.50735
 Rf: 74.6
 Rg: 94

CRI (Ra):	71.7		
R1:	68.1	R9:	-34.8
R2:	82.0	R10:	58.5
R3:	93.5	R11:	62.5
R4:	67.5	R12:	47.5
R5:	67.2	R13:	70.7
R6:	74.9	R14:	96.4
R7:	77.4	R15:	60.0
R8:	43.1		



Test Conditions

Stabilization Time: 21M
 Operation Time: 1H 21M
 Sphere Temperature (°C): 24.2

REPORT NUMBER: SP1-2407-157-4

Measurement and Test Equipment			
Instrument	Identification Number	Calibration Date	Calibration Due Date
Photometer	IN0058	6/18/2024	12/18/2024
Power Meter	INXT2011004	2/8/2024	2/8/2025
AC Power Source	IN0063	10/24/2023	10/24/2024
DC Power Source	IN0208	10/24/2023	10/24/2024
Sphere Thermometer	IN0085	10/24/2023	10/24/2024
Room Thermometer	IN0046	10/24/2023	10/24/2024

REPORT NUMBER: SP1-2407-157-4

CIE 1931 Chromaticity Diagram



CIE 1931 Chromaticity Diagram with 2017 ANSI 7-Step and 4-Step Quadrangles



Point lies inside the ANSI 3000K 4-step quadrangle

REPORT NUMBER: SP1-2407-157-4

Photopic Flux vs. Wavelength



Photopic Lumens: NR

λ (nm)	Power W [^] /nm	Lumens (ϕ /nm)	λ (nm)	Power W [^] /nm	Lumens (ϕ /nm)	λ (nm)	Power W [^] /nm	Lumens (ϕ /nm)	λ (nm)	Power W [^] /nm	Lumens (ϕ /nm)	λ (nm)	Power W [^] /nm	Lumens (ϕ /nm)
360	0	NR	490	104	NR	620	818	NR	750	20	NR	880	1	NR
365	0	NR	495	135	NR	625	755	NR	755	17	NR	885	0	NR
370	0	NR	500	184	NR	630	691	NR	760	15	NR	890	0	NR
375	0	NR	505	247	NR	635	625	NR	765	13	NR	895	0	NR
380	0	NR	510	309	NR	640	561	NR	770	11	NR	900	0	NR
385	0	NR	515	369	NR	645	499	NR	775	9	NR	905	0	NR
390	0	NR	520	419	NR	650	441	NR	780	8	NR	910	0	NR
395	0	NR	525	460	NR	655	388	NR	785	7	NR	915	0	NR
400	1	NR	530	492	NR	660	338	NR	790	6	NR	920	0	NR
405	3	NR	535	524	NR	665	294	NR	795	5	NR	925	0	NR
410	7	NR	540	553	NR	670	253	NR	800	4	NR	930	0	NR
415	15	NR	545	588	NR	675	218	NR	805	4	NR	935	0	NR
420	31	NR	550	625	NR	680	188	NR	810	3	NR	940	0	NR
425	60	NR	555	670	NR	685	161	NR	815	3	NR	945	0	NR
430	107	NR	560	723	NR	690	139	NR	820	3	NR	950	0	NR
435	183	NR	565	780	NR	695	118	NR	825	2	NR	955	0	NR
440	289	NR	570	837	NR	700	100	NR	830	2	NR	960	0	NR
445	460	NR	575	894	NR	705	85	NR	835	2	NR	965	0	NR
450	646	NR	580	942	NR	710	73	NR	840	1	NR	970	0	NR
455	561	NR	585	976	NR	715	62	NR	845	1	NR	975	0	NR
460	331	NR	590	998	NR	720	53	NR	850	1	NR	980	0	NR
465	238	NR	595	1000	NR	725	45	NR	855	1	NR	985	0	NR
470	178	NR	600	990	NR	730	39	NR	860	1	NR	990	0	NR
475	120	NR	605	962	NR	735	33	NR	865	1	NR	995	0	NR
480	96	NR	610	925	NR	740	28	NR	870	1	NR	1000	0	NR
485	95	NR	615	873	NR	745	24	NR	875	1	NR			

REPORT NUMBER: SP1-2407-157-4

Scotopic Flux vs. Wavelength



Scotopic Lumens: NR

S/P: 1.23

λ (nm)	Power W [^] /nm	Lumens (ϕ /nm)	λ (nm)	Power W [^] /nm	Lumens (ϕ /nm)	λ (nm)	Power W [^] /nm	Lumens (ϕ /nm)	λ (nm)	Power W [^] /nm	Lumens (ϕ /nm)	λ (nm)	Power W [^] /nm	Lumens (ϕ /nm)
360	0	NR	490	104	NR	620	818	NR	750	20	NR	880	1	NR
365	0	NR	495	135	NR	625	755	NR	755	17	NR	885	0	NR
370	0	NR	500	184	NR	630	691	NR	760	15	NR	890	0	NR
375	0	NR	505	247	NR	635	625	NR	765	13	NR	895	0	NR
380	0	NR	510	309	NR	640	561	NR	770	11	NR	900	0	NR
385	0	NR	515	369	NR	645	499	NR	775	9	NR	905	0	NR
390	0	NR	520	419	NR	650	441	NR	780	8	NR	910	0	NR
395	0	NR	525	460	NR	655	388	NR	785	7	NR	915	0	NR
400	1	NR	530	492	NR	660	338	NR	790	6	NR	920	0	NR
405	3	NR	535	524	NR	665	294	NR	795	5	NR	925	0	NR
410	7	NR	540	553	NR	670	253	NR	800	4	NR	930	0	NR
415	15	NR	545	588	NR	675	218	NR	805	4	NR	935	0	NR
420	31	NR	550	625	NR	680	188	NR	810	3	NR	940	0	NR
425	60	NR	555	670	NR	685	161	NR	815	3	NR	945	0	NR
430	107	NR	560	723	NR	690	139	NR	820	3	NR	950	0	NR
435	183	NR	565	780	NR	695	118	NR	825	2	NR	955	0	NR
440	289	NR	570	837	NR	700	100	NR	830	2	NR	960	0	NR
445	460	NR	575	894	NR	705	85	NR	835	2	NR	965	0	NR
450	646	NR	580	942	NR	710	73	NR	840	1	NR	970	0	NR
455	561	NR	585	976	NR	715	62	NR	845	1	NR	975	0	NR
460	331	NR	590	998	NR	720	53	NR	850	1	NR	980	0	NR
465	238	NR	595	1000	NR	725	45	NR	855	1	NR	985	0	NR
470	178	NR	600	990	NR	730	39	NR	860	1	NR	990	0	NR
475	120	NR	605	962	NR	735	33	NR	865	1	NR	995	0	NR
480	96	NR	610	925	NR	740	28	NR	870	1	NR	1000	0	NR
485	95	NR	615	873	NR	745	24	NR	875	1	NR			

REPORT NUMBER: SP1-2407-157-4

Melanopic Flux vs. Wavelength



Melanopic Lumens: NR

M/P: 2.27

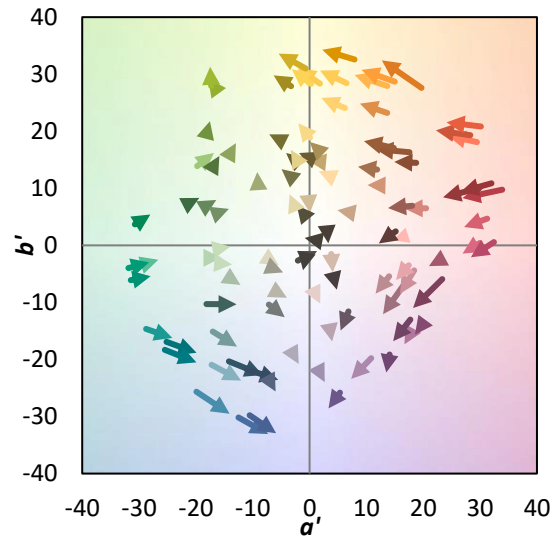
λ (nm)	Power W^{\wedge}/nm	Lumens (ϕ/nm)	λ (nm)	Power W^{\wedge}/nm	Lumens (ϕ/nm)	λ (nm)	Power W^{\wedge}/nm	Lumens (ϕ/nm)	λ (nm)	Power W^{\wedge}/nm	Lumens (ϕ/nm)	λ (nm)	Power W^{\wedge}/nm	Lumens (ϕ/nm)
360	0	NR	490	104	NR	620	818	NR	750	20	NR	880	1	NR
365	0	NR	495	135	NR	625	755	NR	755	17	NR	885	0	NR
370	0	NR	500	184	NR	630	691	NR	760	15	NR	890	0	NR
375	0	NR	505	247	NR	635	625	NR	765	13	NR	895	0	NR
380	0	NR	510	309	NR	640	561	NR	770	11	NR	900	0	NR
385	0	NR	515	369	NR	645	499	NR	775	9	NR	905	0	NR
390	0	NR	520	419	NR	650	441	NR	780	8	NR	910	0	NR
395	0	NR	525	460	NR	655	388	NR	785	7	NR	915	0	NR
400	1	NR	530	492	NR	660	338	NR	790	6	NR	920	0	NR
405	3	NR	535	524	NR	665	294	NR	795	5	NR	925	0	NR
410	7	NR	540	553	NR	670	253	NR	800	4	NR	930	0	NR
415	15	NR	545	588	NR	675	218	NR	805	4	NR	935	0	NR
420	31	NR	550	625	NR	680	188	NR	810	3	NR	940	0	NR
425	60	NR	555	670	NR	685	161	NR	815	3	NR	945	0	NR
430	107	NR	560	723	NR	690	139	NR	820	3	NR	950	0	NR
435	183	NR	565	780	NR	695	118	NR	825	2	NR	955	0	NR
440	289	NR	570	837	NR	700	100	NR	830	2	NR	960	0	NR
445	460	NR	575	894	NR	705	85	NR	835	2	NR	965	0	NR
450	646	NR	580	942	NR	710	73	NR	840	1	NR	970	0	NR
455	561	NR	585	976	NR	715	62	NR	845	1	NR	975	0	NR
460	331	NR	590	998	NR	720	53	NR	850	1	NR	980	0	NR
465	238	NR	595	1000	NR	725	45	NR	855	1	NR	985	0	NR
470	178	NR	600	990	NR	730	39	NR	860	1	NR	990	0	NR
475	120	NR	605	962	NR	735	33	NR	865	1	NR	995	0	NR
480	96	NR	610	925	NR	740	28	NR	870	1	NR	1000	0	NR
485	95	NR	615	873	NR	745	24	NR	875	1	NR			

Summary

$R_f = 74.6$
 $R_g = 94$
 $CIE R_a = 71.7$
 $R_9 = -34.8$



Color Vector Graphics



Individual Sample Fidelity Index ($R_{f,i}$)

CES01 = 86	CES26 = 65	CES51 = 87	CES76 = 58
CES02 = 62	CES27 = 89	CES52 = 85	CES77 = 76
CES03 = 31	CES28 = 84	CES53 = 77	CES78 = 61
CES04 = 71	CES29 = 68	CES54 = 85	CES79 = 86
CES05 = 49	CES30 = 83	CES55 = 84	CES80 = 83
CES06 = 51	CES31 = 71	CES56 = 74	CES81 = 73
CES07 = 41	CES32 = 64	CES57 = 74	CES82 = 93
CES08 = 40	CES33 = 78	CES58 = 75	CES83 = 91
CES09 = 29	CES34 = 75	CES59 = 85	CES84 = 88
CES10 = 76	CES35 = 87	CES60 = 90	CES85 = 75
CES11 = 59	CES36 = 92	CES61 = 81	CES86 = 64
CES12 = 65	CES37 = 84	CES62 = 89	CES87 = 77
CES13 = 43	CES38 = 92	CES63 = 75	CES88 = 80
CES14 = 74	CES39 = 96	CES64 = 65	CES89 = 67
CES15 = 71	CES40 = 92	CES65 = 64	CES90 = 80
CES16 = 47	CES41 = 93	CES66 = 60	CES91 = 78
CES17 = 50	CES42 = 86	CES67 = 58	CES92 = 56
CES18 = 56	CES43 = 77	CES68 = 66	CES93 = 73
CES19 = 73	CES44 = 99	CES69 = 75	CES94 = 49
CES20 = 66	CES45 = 85	CES70 = 60	CES95 = 66
CES21 = 87	CES46 = 81	CES71 = 56	CES96 = 76
CES22 = 79	CES47 = 86	CES72 = 85	CES97 = 82
CES23 = 92	CES48 = 75	CES73 = 52	CES98 = 76
CES24 = 91	CES49 = 79	CES74 = 95	CES99 = 64
CES25 = 73	CES50 = 86	CES75 = 60	



Color Rendition by Hue-Angle Bin



Measure Comparisons



(END OF REPORT)